

A GUIDE TO THE MULTIANNUAL FINANCIAL FRAMEWORK 2028-2034

The new EU budget programmes for the battery sector



Current MFF 2021-2027

COVID-19 pandemic forced the EU to expand its budget with the Next Generation EU

Allocations per heading (in € billion)	MFF	NGEU	TOTAL	% MFF
1. Single Market, Innovation and Digital	149.5	11.5	161.0	8%
2. Cohesion, Resilience and Values	426.7	776.5	1 203.2	60%
3. Natural Resources and Environment	401.0	18.9	419.9	21%
4. Migration and Border Management	25.7	-	25.7	1%
5. Security and Defence	14.9	-	14.9	1%
6. Neighbourhood and the World	110.6	-	110.6	5%
7. European Public Administration	82.5	-	82.5	4%
TOTAL	1 210.9	806.9	2 017.8	
TOTAL expressed in 2018 prices	1 074.3	750.0	1 824.3	

Von der Leyen first mandate (2019-2024) priorities:

- **European Green Deal**
 - ✓ European Climate Law
 - ✓ Fit-for-55 package
- **A Europe Fit for the Digital Age**
 - ✓ Digital Services Act
 - ✓ Digital Markets Act
- **An Economy that Works for People**
 - ✓ NextGenerationEU
 - ✓ Fair & Competitive economy
- **A Stronger Europe in the World**
 - ✓ EU's geopolitical role
 - ✓ Enlargement
- **Promoting our European Way of Life**
 - ✓ New Pact on Migration and Asylum
- **A New Push for European Democracy**
 - ✓ Rule of law

Current MFF 2021-2027

COVID-19 pandemic forced the EU to expand its budget with the NGEU

Single Market, Innovation and Digital

149.5 (+ 11.5 from NGEU)

Cohesion, Resilience and Values

426.7 (+ 776.5 from NGEU)

Natural Resources and Environment

401 (+ 18.9 from NGEU)

Migration and Border Management

25.7

Security and Defence

14.9

Neighbourhood and the World

110.6

European Public Administration

82.5

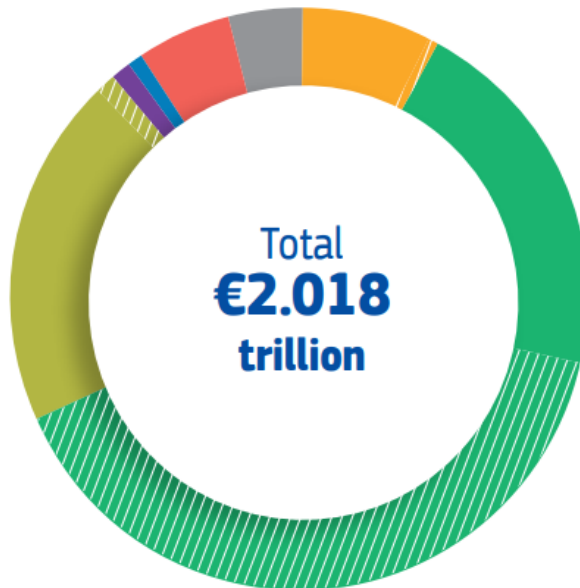
Total: €2.018 trillion



NextGenerationEU
806.9

Long-term budget
1 210.9

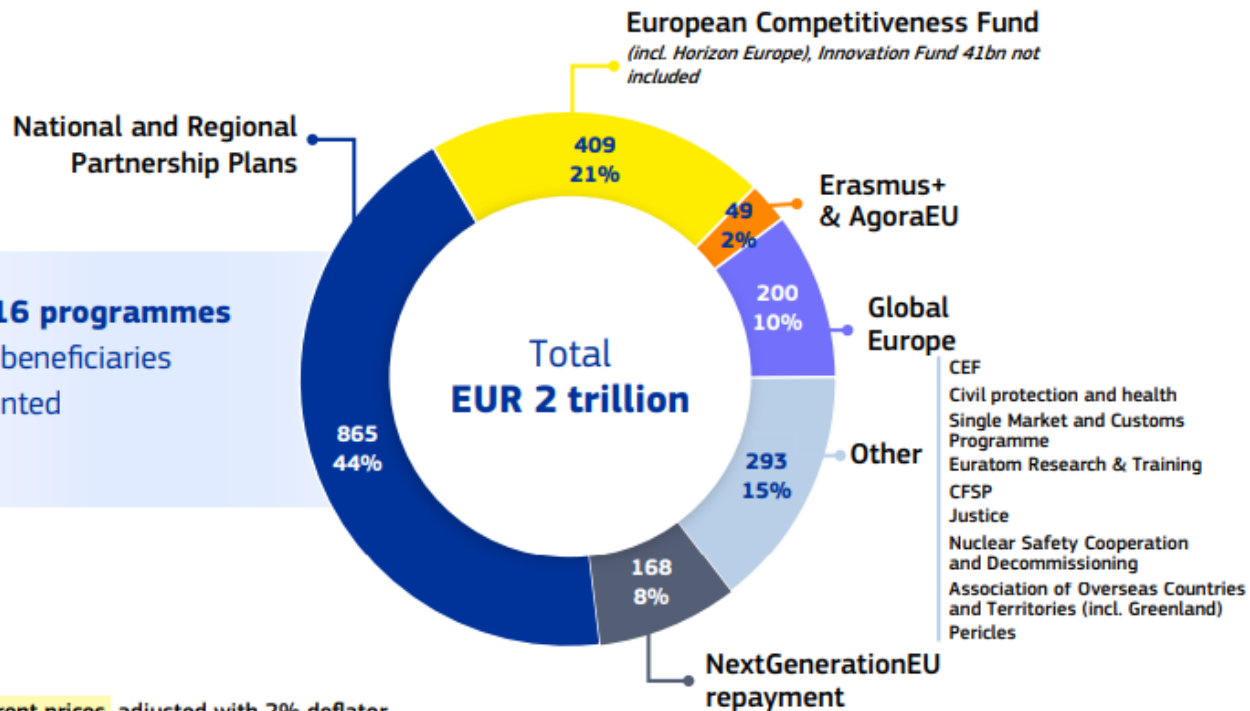
Inflation adjusted figures.



New MFF 2028-2034

From 7 to 4 headings, from 52 to 16 programmes

- From 52 to **16** programmes
- **Simpler** for beneficiaries
- **Results** oriented
- More **agile**

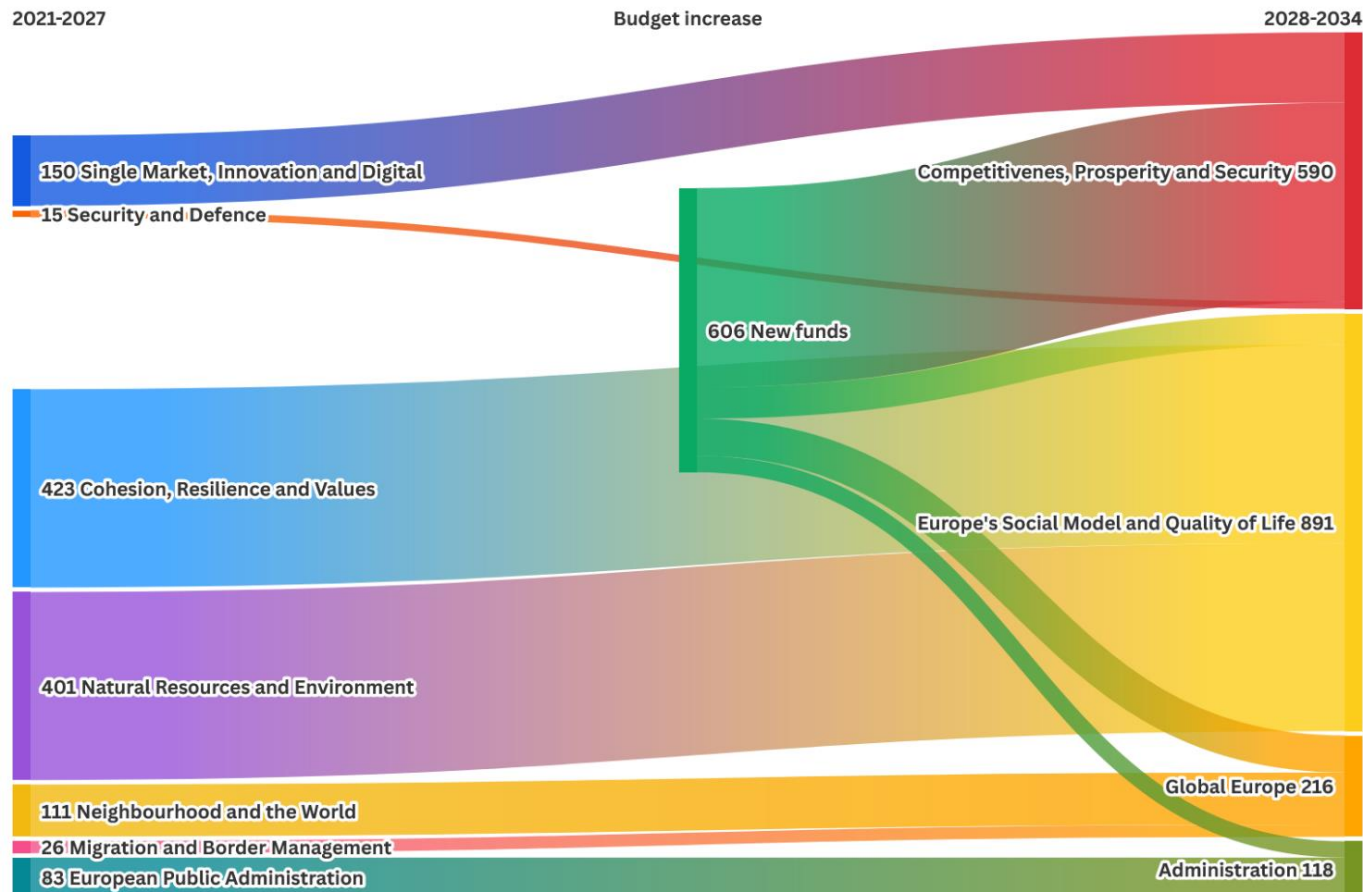


All amounts in EUR billion, **current prices**, adjusted with 2% deflator

Comparing MFFs

Key takeaways

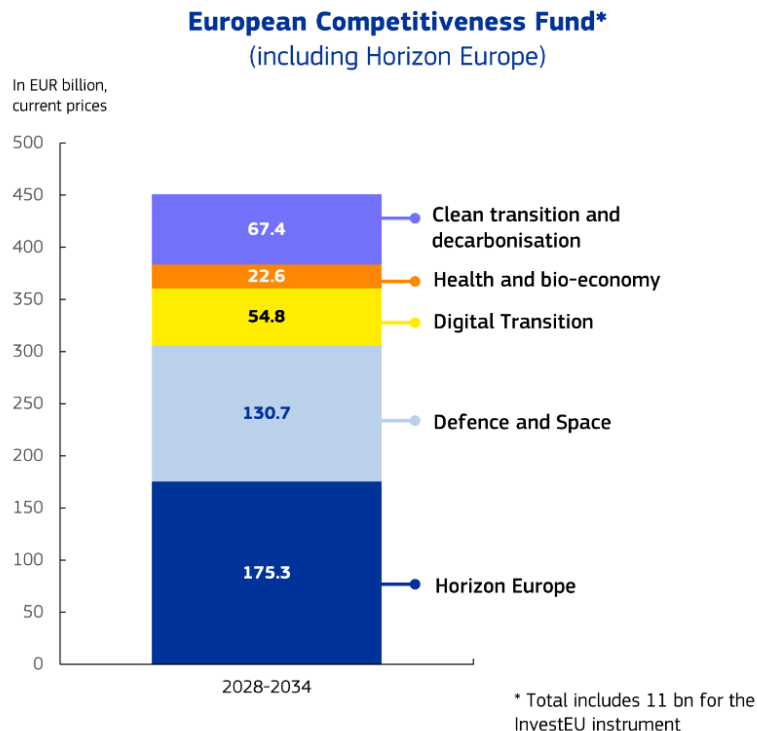
1. From 1.1% **gross national income** to 1.26%
2. Merge **Cohesion and Environment**, and **Neighbourhood and the World**
3. Focus on Industrial **Competitiveness (ECF)**
4. More investment in **defence**: infrastructure (CEF-T), innovation (HE), industry (ECF)



Tentative cash flow from the 2021–2027 MFF headings to the 2028–2034 MFF. The repayment of NGEU has been subtracted. Nominal amounts in current prices (2018 and 2025), EUR billion. Inflation from 2018 to 2025 has not been taken into account.

European Competitiveness Fund

€451 billion to boost innovation



The ECF will consolidate activities currently spread across up to 14 different budget lines:

- **Innovation Fund**
- Digital Europe Programme and a €2 billion component of the Connecting Europe Facility (CEF) for digital projects
- **European Defence Fund (EDF)**, Act in Support of Ammunition Production (ASAP), Defence Industry Reinforcement through Common Procurement Act (EDIRPA), and European Defence Industry Programme (EDIP)
- EU4Health
- European Space Programme and IRIS²
- **InvestEU**

European Competitiveness Fund

Single Rulebook, ECF Toolbox, and other relevant provisions

Single Rulebook

- **Third parties** may make additional financial contributions to the ECF or its activities.
- **Cumulative funding** from other EU programmes.
- **Competitiveness Seal** to high-quality projects facilitating access to funding
- **EU preferential conditions**. Restrictions or incentives for Union entities.
- **Union support** may be provided in any form: grants, prizes, procurement, non-financial donations, budgetary guarantees, and financial instruments.
- Parts of the ECF may be implemented through **Public-Private or Public-public Partnerships** established under **Horizon Europe**.

European Competitiveness Fund

Single Rulebook, ECF Toolbox, and other relevant provisions

ECF Toolbox

- **Single Market Value Chains Builder**. The work programmes (WPs) may include **value chains scaleup calls** to integrate suppliers, manufacturers, and innovators from different Member States and diversify sources of supply.
- **EU Tech frontrunners**. The WPs may launch bottom-up awards to support Europe's top tech companies working in industry-led consortia.
- **Production ramp-up actions**. Financial contributions may now cover actions that started **prior to the date of the submission** of the proposal for those actions.
- **Top Ups for IPCEIs**. The ECF may support projects directly participating in an IPCEI.
- **Accelerated and Targeted Actions for Competitiveness**. The WPs may include award procedures with special rules for project selection and implementation, overriding normal budget rules for urgent public-interest actions.
- **ECF InvestEU**. It will address market failures or suboptimal investment situations by providing targeted financial support for companies at all stages, including manufacturing and market deployment.

European Competitiveness Fund

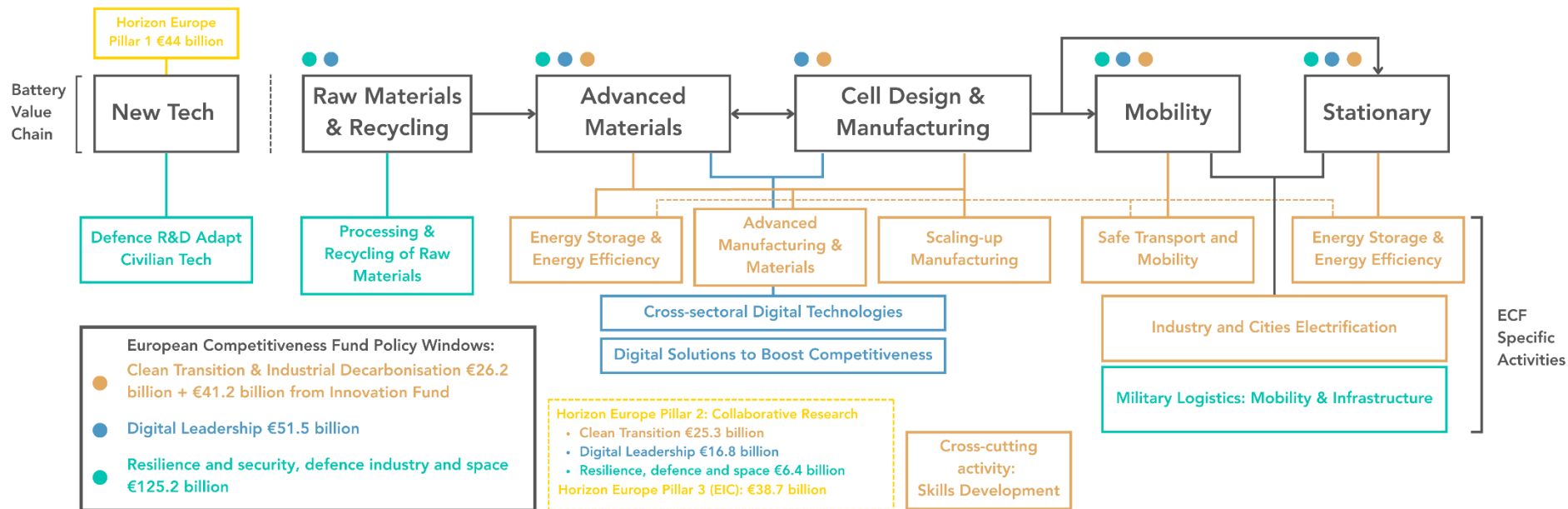
Single Rulebook, ECF Toolbox, and other relevant provisions

Other relevant provisions

- **Project Advisory.** It will be made available for repayable and non-repayable instruments. It will include investment advisory services, business coaching and acceleration services, cooperation with industrial alliances and European clusters, support the generation of project pipelines and the development of potential investment projects under the ECF InvestEU Instrument.
- **EU for Business Network.** It will be established with particular emphasis on helping SMEs, startups and scaleups become more competitive and innovative.
- **Sector-specific actions in each Policy Window.** These actions will target startups and SMEs to foster innovation, business acceleration, commercialisation and scaling-up.
- **Skills.** The ECF will finance activities in support of skills development.
- **Beneficiary Service Desk.** Maintains and expands a single electronic portal to make it easier for participants to access EU funding, regardless of how the budget is managed.

European Competitiveness Fund

ECF Specific Activities correlation with the Battery Value Chain



Batteries are a **key enabling technology** for Europe's competitiveness and decarbonisation. While investing in them may be more complex, every euro delivers the highest systemic value and reduces external dependencies.

Horizon Europe

Structure, Novelty and Synergies with ECF

Pillar I Excellent Science

European Research Council

Marie Skłodowska-Curie Actions

Science for EU Policies (JRC)

From €25b to €44b

Pillar II Competitiveness and Society

Competitiveness (ECF)

1. Clean Transition and Industrial Decarbonisation
2. Health, Biotech, Agriculture and Bioeconomy
3. Digital Leadership
4. Resilience and Security, Defence Industry and Space

Society

1. Global Societal Challenges
2. EU Missions
3. New European Bauhaus Facility

From €53.5b to €75.8

Pillar III Innovation

European Innovation Council

Innovation Ecosystems and The Knowledge Triangle

From €13.6b to €38.7b

Pillar IV European Research Area

European Research Area Policies

Research and Technology Infrastructures

Widening Participation and Spreading Excellence

From €3.4b to €16.2b

Horizon Europe

Structure, Novelty and Synergies with ECF

Pillar II Competitiveness and Society

Competitiveness (ECF)

1. Clean Transition and Industrial Decarbonisation
2. Health, Biotech, Agriculture and Bioeconomy
3. Digital Leadership
4. Resilience and Security, Defence Industry and Space

Society

1. Global Societal Challenges
2. EU Missions
3. New European Bauhaus Facility

From €53.5b to €75.8

Budget for Competitiveness within Horizon Europe:

€68 billion for Competitiveness

€7.6 billion for Society

- **€25.3** billion for **Clean Transition and Industrial Decarbonisation**
- **€19.7** billion for **Health, Biotech, Agriculture and Bioeconomy**
- **€16.9** billion for **Digital Leadership**
- **€6.4** billion for **Resilience and Security, Defence Industry and Space**

Horizon Europe

Structure, Novelities and Synergies with ECF

Novelties: Simplification, start-ups and dual-use research

- Pillar structure and content
 - JRC moves from Pillar 2 to Pillar 1
 - Research infrastructure moves from Pillar 1 to Pillar 4
 - European Research Area formalised in new Pillar 4
- Partnerships Landscape
 - Two forms of Partnerships: Work Programme based and JU
 - Limited number of Partnerships
 - ECF may contribute to the Partnerships objectives
- EIC and support to start-ups
 - ARPA: supporting high risk projects
 - DARPA approach supporting defence and dual-use
- Research and Technology Infrastructures
- Widening boost (from €3b to € 5.4b)
 - Two categories: transition and widening



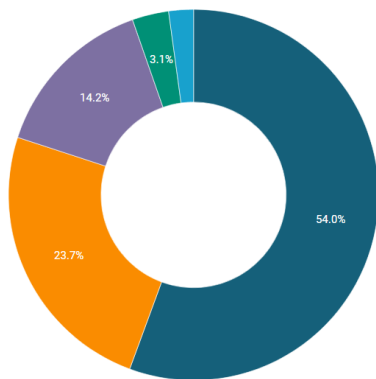
Horizon Europe

Structure, Novelties and Synergies with ECF

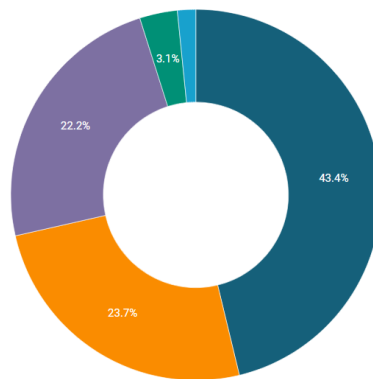
Novelties: Simplification, start-ups and dual-use research

- Simplification and streamlining
 - Maximum Time to Grant (TTG) of **7 months** (previously 8)
 - Forms of funding: **lump sums** to encourage broader participation and reduce errors in costs reporting
 - One single funding rate approach: up to 100%, except for for-profit entities other than SMEs up to 70%. **No more RIA/IA distinction**

■ Pillar 2 ■ ERC and MSCA ■ Innovation* ■ Widening participation and spreading excellence ■ JRC (non-nuclear)



Horizon Europe budget



FP10 proposed budget



Next Steps

Negotiations and legislative procedure



- The decision on the future long-term EU budget and revenue system will be **discussed in parallel by Member States in the Council, and by the political groups in the European Parliament**
- The long-term budget **can be revised during its lifetime** in response to unprecedented and unforeseen challenge
 - Following Russia's invasion of Ukraine, the Commission proposed a **budget revision in 2023 for the current MFF**, which the Council adopted after receiving the Parliament's consent in 2024

New MFF 2028-2034

Detail

Annex. The 2028-2034 Multiannual Financial Framework – Tables

MULTIANNUAL FINANCIAL FRAMEWORK 2028-2034 (IN COMMITMENTS)

Nominal amounts in current prices, EUR million	2028	2029	2030	2031	2032	2033	2034	Total 2028-2034
Economic, social and territorial cohesion, agriculture, rural and maritime prosperity and security	163,088	160,860	158,053	155,565	152,274	140,140	132,240	1,062,220
National and Regional Partnership Plans, of which:	135,571	133,134	130,131	127,411	123,879	111,535	103,415	865,076
Common Agricultural Policy (CAP) and fisheries - income support	42,272	42,268	42,265	42,261	42,257	42,204	42,172	295,699
Migration & border management	5,847	5,633	5,407	5,170	4,922	3,945	3,291	34,215
Economic, territorial and social cohesion including fisheries and rural communities and tourism	75,768	73,334	70,769	68,074	65,240	53,715	46,065	452,965
<i>p.m. Social Climate Fund</i>	10,500	10,300	10,100	9,800	9,400	-	-	50,100
Interreg	-	1,753	1,782	1,810	1,840	1,524	1,555	10,264
EU Facility - Union actions	10,512	8,951	8,690	8,852	8,353	8,853	9,012	63,223
<i>Unity Safety Net/ Agricultural reserve</i>	900	900	900	900	901	900	900	6,301
<i>EU Solidarity Fund</i>	2,706	2,760	2,815	2,872	2,929	2,988	3,047	20,117
<i>HOME Thematic facilities</i>	3,401	3,469	3,539	3,609	3,682	3,755	3,830	25,285
<i>Other (cities, employment & social innovation...)</i>	3,505	1,822	1,436	1,471	841	1,210	1,235	11,520
EU Facility - Cushion	1,172	1,195	1,219	1,243	1,268	1,294	1,319	8,710
Support to the Turkish-Cypriot Community	58	63	61	62	64	64	66	438
Decentralised agencies, of which:	2,877	2,866	3,048	3,261	3,483	3,676	3,877	22,888
Frontex	1,309	1,421	1,561	1,694	1,827	1,963	2,113	11,688
Europol	320	361	395	430	464	498	531	2,999
Repayment of NGEU	24,000	24,000	24,000	24,000	24,000	24,000	24,000	168,000
Margin	781	797	814	831	846	864	881	5,814
Global Europe	24,555	25,127	25,578	30,603	35,761	36,442	37,137	215,203
Global Europe Instrument (*)	22,787	23,243	23,708	28,448	33,369	34,037	34,717	200,309
Enlargement, Eastern Neighbourhood, and rest of Europe	4,843	4,940	5,039	6,046	7,093	7,235	7,380	42,576
Sub-Saharan Africa	6,795	6,931	7,069	8,482	9,950	10,149	10,352	59,728
Asia and the Pacific	1,900	1,938	1,976	2,372	2,782	2,838	2,895	16,701
Americas and the Caribbean	1,024	1,045	1,065	1,278	1,499	1,529	1,560	9,000
Middle East, North Africa, and the Gulf	4,835	4,932	5,030	6,036	7,080	7,222	7,367	42,502
Global Affairs	1,706	1,741	1,775	2,131	2,498	2,548	2,599	14,998
Cushion	1,684	1,718	1,752	2,103	2,467	2,517	2,567	14,868
Common Foreign and Security Policy (CFSP)	443	454	467	483	494	507	521	3,369
Overseas Countries and Territories (OCT) (including Greenland)	94	144	147	199	153	156	106	999
Other (Other actions, prerogatives)	310	344	297	325	404	376	400	2,456
SFPA and RFMO	192	202	148	164	199	204	222	1,331
Other actions	12	32	42	52	95	56	60	349
Prerogatives	106	109	107	109	110	116	118	775
Margin	920	942	958	1,147	1,340	1,366	1,392	8,065
Administration	14,945	15,584	16,281	16,870	17,466	18,062	18,669	117,877
TOTAL	269,463	282,871	283,088	290,350	294,112	285,350	279,660	1,984,894
In % GNI (EU-27)	1.31%	1.33%	1.29%	1.29%	1.27%	1.19%	1.13%	1.26%
Competitiveness, prosperity and security	66,875	81,300	83,176	87,312	88,611	90,706	91,614	589,594
European Competitiveness Fund	42,703	56,663	58,374	70,978	72,286	74,158	75,346	450,508
European Competitiveness Fund (excluding Innovation Fund)	42,653	56,613	58,324	61,925	62,343	63,498	63,945	409,301
Horizon Europe	16,243	25,183	26,265	26,891	26,607	27,048	26,765	175,002
Clean Transition and Industrial Decarbonisation	3,004	3,566	3,636	12,971	13,940	14,737	15,560	67,416
<i>MFF component</i>	2,954	3,516	3,586	3,919	3,997	4,077	4,159	26,210
<i>p.m. Innovation Fund</i>	50	50	50	9,052	9,943	10,660	11,401	41,206
Resilience and Security, Defence Industry, and Space	14,733	17,534	17,884	19,544	19,935	20,334	20,741	130,704
Digital Leadership	6,176	7,350	7,497	8,194	8,358	8,525	8,695	54,793
Health, Biotech, Agriculture and Bioeconomy	2,547	3,031	3,092	3,378	3,446	3,515	3,585	22,593
<i>Minimum amount ECF InvestEU Instrument & advisory services, indicative contribution from the windows (part of total ECF)</i>	1,143	1,643	1,642	1,643	1,643	1,643	1,643	11,000
Erasmus+	5,261	5,440	5,625	5,819	6,019	6,224	6,439	40,827
Connecting Europe Facility	10,906	11,290	11,342	11,569	11,982	12,045	12,294	81,428
Connecting Europe Facility (CEF) - Transport, of which:	7,124	7,354	7,246	7,308	7,550	7,434	7,499	51,515
Military mobility	2,842	2,899	2,609	2,483	2,533	2,214	2,071	17,651
Connecting Europe Facility (CEF) - Energy	3,782	3,936	4,096	4,261	4,432	4,610	4,795	29,912
Union Civil Protection Mechanism + (UCPM+)	1,316	1,437	1,477	1,535	1,569	1,644	1,697	10,675
AgoraEU	1,069	1,139	1,180	1,223	1,268	1,313	1,360	8,582
Creative Europe - Culture	230	238	247	256	265	275	285	1,796
Media+	409	424	439	455	472	489	506	3,194
Democracy, Citizens, Equality, Rights and Values	460	477	494	512	531	550	569	3,583
Other (Euratom, Single Market, Lithuania, nuclear decommissioning...)	5,811	5,227	4,981	4,859	5,091	5,886	5,680	37,532
Single Market Programme	833	916	860	885	904	915	925	6,238
Euratom Research and Training Programme, of which:	1,509	1,434	1,287	1,143	1,219	1,653	1,459	9,794
Contribution to ITER	946	848	762	676	721	978	863	5,794
Instrument for emergency support within the Union (ESI)	-	-	-	-	-	-	-	-
Protection of the euro against counterfeiting (the 'Pericles V programme')	1	1	1	1	1	1	1	7
Nuclear decommissioning (Lithuania)	91	124	87	84	94	94	104	678
Nuclear safety cooperation and decommissioning	135	103	121	128	144	158	177	966
Justice	101	105	109	114	118	123	128	798
Decentralised agencies	1,271	1,319	1,354	1,397	1,441	1,486	1,530	9,798
Other (Other actions, prerogatives)	699	273	277	302	306	320	316	2,493
Margin	908	1,104	1,129	1,185	1,203	1,231	1,239	7,999